

Safe Needle Devices

A 1991 provision of the OSHA Bloodborne Pathogens Standard requires that employers document annual consideration and implementation of appropriate commercially available and effective safer medical devices designed to eliminate or minimize occupational exposure due to needle sticks.

Please contact EH&S for more information about this important rule.



One-handed operation covers needle for safety!

Training is the foundation of an injury-free workplace. For a schedule of EH&RS / EH&S training programs, please visit:

- <http://www.ehs.columbia.edu/Training.html>

rDNA Research Important Things to Know

- The NIH rDNA “Guidelines” are **rules** that apply to all rDNA activities at Columbia, **regardless** of the funding source for a particular project.

- The NIH’s risk assessment criteria for most viral vectors give very little weight to ‘replication deficiency’ alone. This requires applying the same hazard assumptions as if wild type virus were being used, as well as commensurate biological safety procedures.

- All activities using rDNA must be described in a submittal to the Institutional Biosafety Committee. The NIH defines which are ‘exempt’ from submission requirements, but this category is narrower than most people assume and investigators must, at a minimum, submit an initial application for the IBC to make this determination.

To register your lab’s rDNA work:

- Go <https://www.rascal.columbia.edu>.
- Select ‘Hazardous Materials’ from the menu on the left side of the welcome screen
- Log in with your Columbia UNI and password
- Select and then complete [Recombinant DNA \(Appendix A\)](#) which can then be submitted online.



Biological Safety Program Overview



Medical Center Campus
630 W. 168th St.
Mailbox #8
New York, NY 10032
Phone: 212-305-6780
ehs-hs@columbia.edu



Morningside Campus
S.W. Mudd Building, Suite 350
500 W. 120th Street, Mailbox 2215
New York, NY 10027
Phone: 212-854-8749
ehrs@columbia.edu

<http://www.ehs.columbia.edu>

Regulated Medical Waste

Regulated Medical Waste (RMW) must be managed to prevent laboratory-acquired infection, ensure environmental protection and comply with Federal, City and State regulations.

RMW containing BSL-2 organisms must be autoclaved or otherwise decontaminated prior to disposal

Disposal Media	Appropriate Contents
RED BAGS 	<ul style="list-style-type: none"> Disposable gloves Test tubes, Eppendorf tubes, culture dishes, tissue culture flasks, bench-top liner Cultures/stocks of infectious agents, any items contaminated with blood, body fluids, or any other infectious materials or microbial cultures
SHARPS CONTAINER 	<ul style="list-style-type: none"> All used and unused: needles, syringes, scalpel/razor blades, serological / pasteur pipettes (glass & plastic), blood vials, slides and cover slips, micro-pipette tips DO NOT fill sharps containers beyond ¾ of their capacity

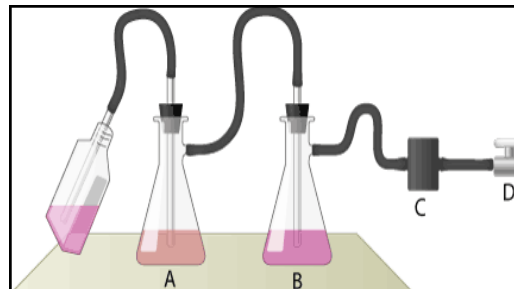
The following items *are not* RMW, and should be disposed of according to applicable standards:

- Empty, clean glassware
- Culture media bottles
- Chemicals, including formaldehyde
- Tissues, paper and other trash

Biological Safety Cabinets

Biological Safety Cabinets (BSCs) are the primary engineering control used in laboratories to prevent personal exposure to biological aerosols and to protect cultures from environmental contamination.

- According to the CDC and NIH, in order to ensure that the BSC is operating properly, laboratories must contact a service vendor to certify the cabinet annually.
- In-line HEPA filters provide added protection for the house vacuum system and must be used whenever aspirating liquids in the BSC.



Proper Collection Flask Set-up

The left suction flask (A) is used to collect contaminated fluids into a suitable decontamination solution; the right flask (B) serves as a fluid overflow collection vessel. A glass sparger in flask B minimizes splatter. An in-line HEPA filter (C) is used to protect the vacuum system (D) from aerosolized microorganisms.

Shipping Biological Materials

For shipping purposes, biological materials are divided into Category A (capable of causing life threatening or fatal disease) and Category B (infectious substances that do not meet Category A criteria).

For a description of the training and other requirements for shipping biological materials and dry ice (also a “dangerous good” when shipped), please see:

<http://www.ehs.columbia.edu/transport.html>



Please, No Food or Drink in the Lab!

Eating, drinking, smoking, handling contact lenses, applying cosmetics, and storing food for human consumption are not permitted in

